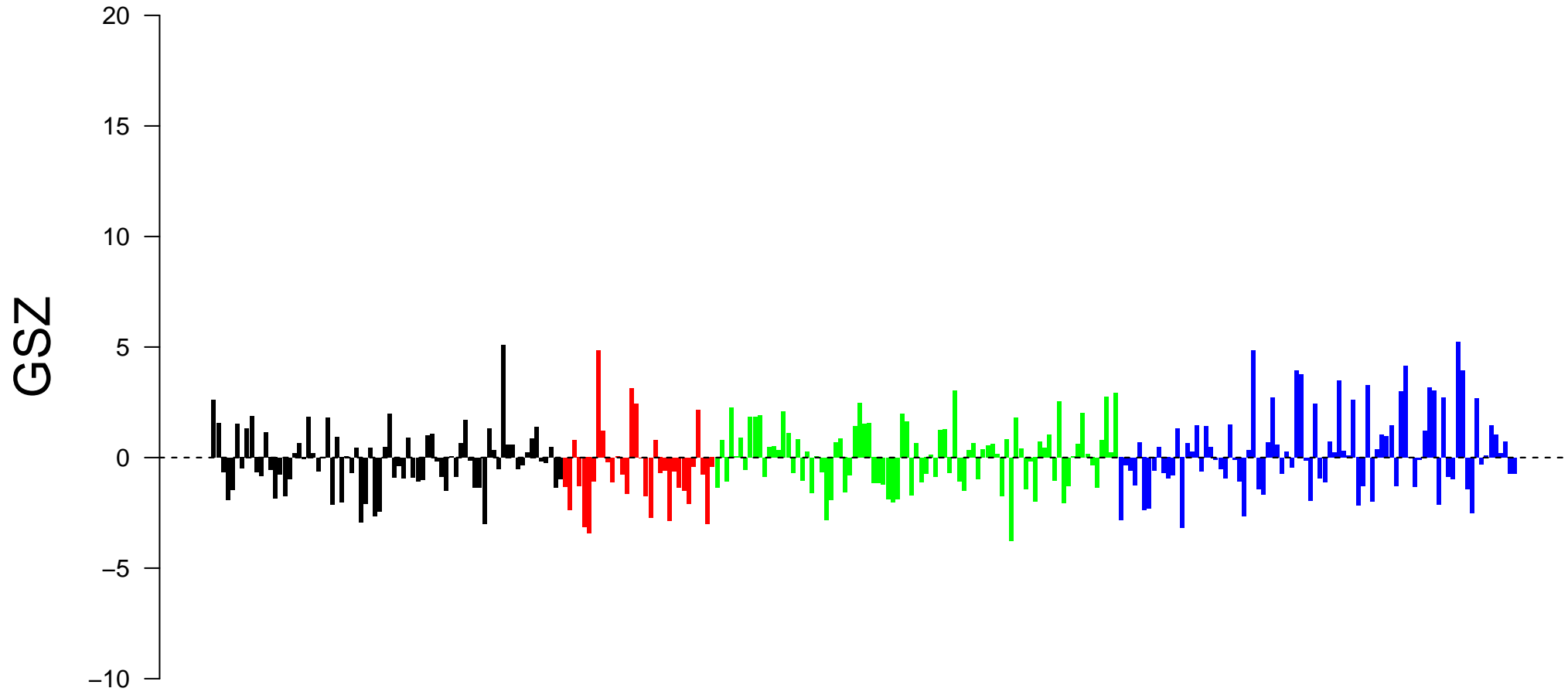
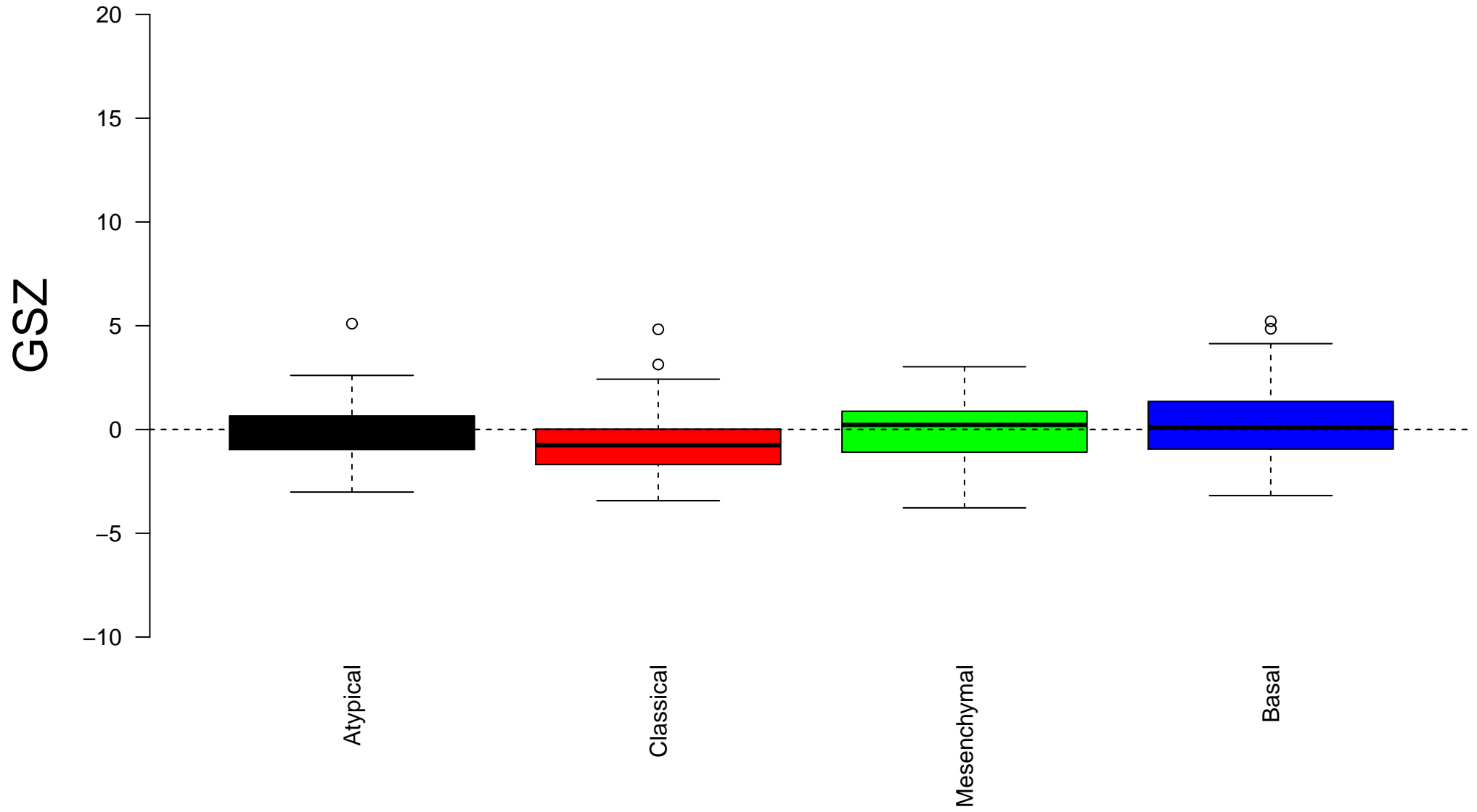



large ribosomal subunit



large ribosomal subunit



Enrichment in spots: large ribosomal subunit



Expression of large ribosomal subunit in Spot A

Δe

0.6
0.4
0.2
0.0
-0.2
-0.4



Expression of large ribosomal subunit in Spot B

Δe

0.6

0.4

0.2

0.0

-0.2

-0.4



Expression of large ribosomal subunit in Spot C

Δe

0.6

0.4

0.2

0.0

-0.2

-0.4



Expression of large ribosomal subunit in Spot D

Δe

0.6

0.4

0.2

0.0

-0.2

-0.4



Expression of large ribosomal subunit in Spot E

Δe

0.6

0.4

0.2

0.0

-0.2

-0.4



Expression of large ribosomal subunit in Spot F

Δe

0.6

0.4

0.2

0.0

-0.2

-0.4



Expression of large ribosomal subunit in Spot G

Δe

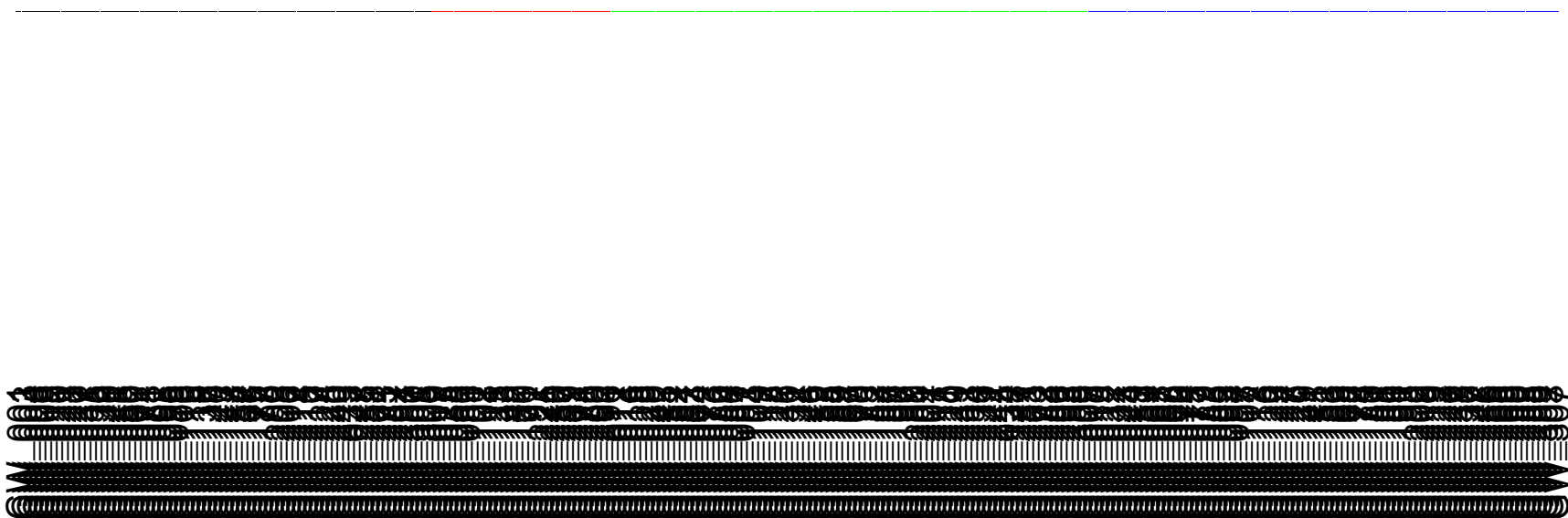
0.6
0.4
0.2
0.0
-0.2
-0.4




Expression of large ribosomal subunit in Spot H

Δe


0.6
0.4
0.2
0.0
-0.2
-0.4



Expression of large ribosomal subunit in Spot I



Expression of large ribosomal subunit in Spot J



Expression of large ribosomal subunit in Spot K

Δe

0.6

0.4

0.2

0.0

-0.2

-0.4



Expression of large ribosomal subunit in Spot L

Δe

0.6

0.4

0.2

0.0

-0.2

-0.4



Expression of large ribosomal subunit in Spot M

Δe

0.6
0.4
0.2
0.0
-0.2
-0.4



Expression of large ribosomal subunit in Spot N

Δe

0.6

0.4

0.2

0.0

-0.2

-0.4



Expression of large ribosomal subunit in Spot O

Δe

0.6

0.4

0.2

0.0

-0.2

-0.4



Expression of large ribosomal subunit in Spot P

Δe

0.6

0.4

0.2

0.0

-0.2

-0.4



Expression of large ribosomal subunit in Spot Q

Δe

0.6

0.4

0.2

0.0

-0.2

-0.4



Expression of large ribosomal subunit in Spot R

